



BUSY CITY



A Game for the Piano Fallboard

This game is designed to support piano students who are learning **Piano Geography (PianoForte Method Level Two)** and basic note names on the **Grand Stave (PianoForte Method Level Three)**.

ASSEMBLY: Print pages 2 - 5 single sided. Cut along the dotted lines and tape together on the short ends to create a long playing board. Print pages 6 - 7 & 8 - 9 double sided and cut along the dotted lines to create small square playing cards.

HOW TO USE: Cover the piano keys with the fallboard and place the playing board on top. Choose which set of small cards you will use (Piano Geography or the Grand Stave). Students match the cards to the letters on the playing board. As they do this the playing board fills with images of children having fun.

The **PianoForte Method** is based on the principles of Moveable Do Solfa and a Singing Pianistic technique. It is a progressive method that helps students develop strong musicianship and aural skills which leads to easy understanding of musical notation.

Visit www.pianofortemethod.com to learn more about this revolutionary piano method and follow us on social media for loads of teaching ideas:


Facebook: www.facebook.com/pianofortemethod

Instagram: www.instagram.com/pianoforte_method



PianoForte


A METHOD BASED IN SOLFA




A

F

B



C



C

A

D



E

F

G

